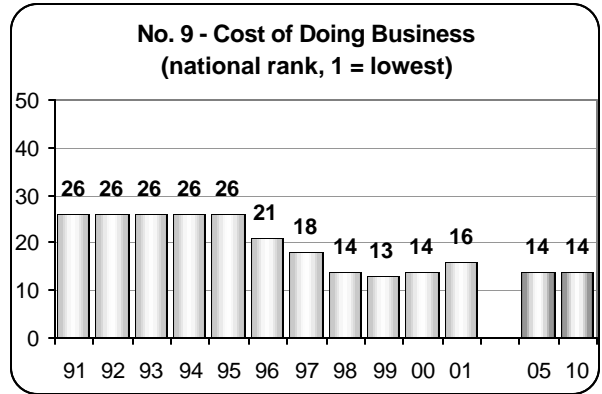


# Consumer and Business Services

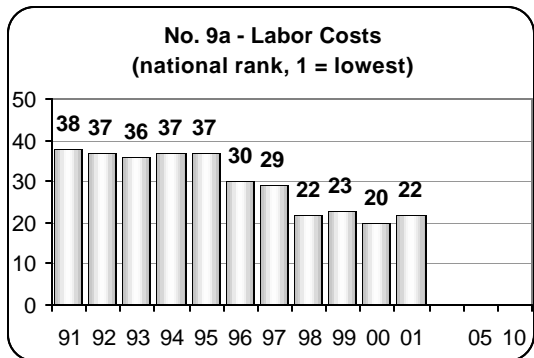
## CONSUMER AND BUSINESS SERVICES BENCHMARKS

The main Oregon Benchmark related to Consumer and Business Services Programs is Benchmark 9, Oregon's national rank in the **cost of doing business**: a. labor costs, b. energy costs, c. tax costs (1st=lowest).

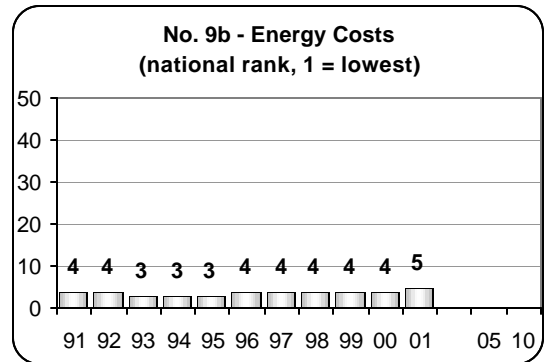
The Cost of Doing Business Index is composed of labor costs, energy costs, and tax costs. Constructed by Economy.com (formerly Regional Finance Associates, Inc.), the index was selected by the Oregon Progress Board as the best indicator for determining the relative costs of doing business within the state. The three indices – labor, energy, and taxes – are weighted on the basis of their relative importance in explaining long-term regional employment growth. The labor index accounts for 75 percent of the total, energy 15 percent, and tax 10 percent.



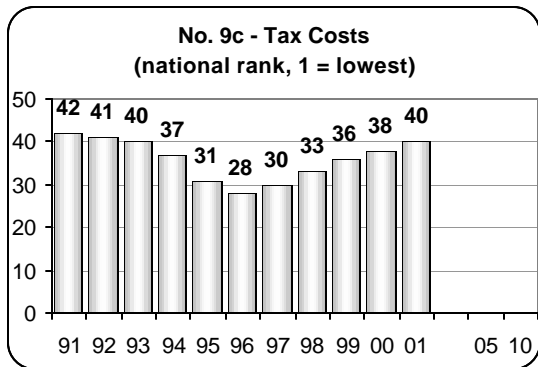
**Labor costs** come from the U.S. Bureau of Economic Analysis. They are defined as the average wages and salaries earned per dollar of output. Unit labor costs estimate productivity relative to compensation and are a better indicator of profitability, and thus business location decisions, than labor compensation alone.



**Energy costs** compare the average commercial and industrial electricity costs to the U.S. average. The data comes from the U.S. Department of Energy.



The effective **tax rate index** is measured using the total tax burden as a percent of total personal income. It uses government revenues,



which comprises both taxes and charges, to represent the tax burden. Data

comes from the Bureau of Census and from Facts & Figures on Government Finance, a Tax Foundation publication.