

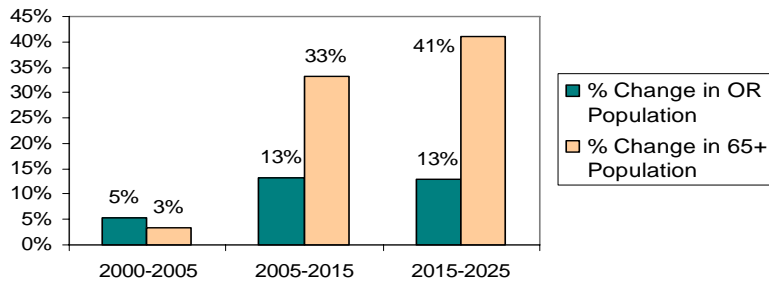
# Your Community in Focus

# TILLAMOOK COUNTY

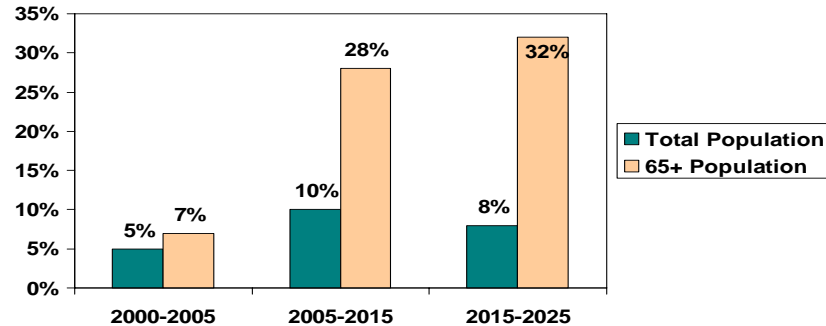
2000 Census Figures	Oregon	Tillamook County	Bay City	Garibaldi	Manzanita	Netarts	Pacific City	Rockaway Beach	Tillamook
Population in 2000:	3,421,399	24,262	1,128	904	501	705	949	1,280	4,374
% Population 65+ :	13%	20%	19%	27%	34%	25%	23%	28%	17%
Mid-Range Income:	\$40,916	\$34,269	\$33,375	\$28,945	\$38,750	\$31,204	\$33,250	\$28,798	\$29,875
Homeownership Rate:	64%	72%	74%	80%	76%	76%	82%	64%	53%
% Housing Cost Burden:	56%	47%	64%	52%	63%	72%	43%	54%	46%
% Severe Housing Cost Burden:	29%	25%	39%	23%	38%	39%	24%	26%	23%
Poverty Rate:	12%	11%	12%	12%	7%	17%	8%	11%	15%
Elderly Poverty Rate:	8%	8%	8%	7%	5%	4%	0%	6%	15%



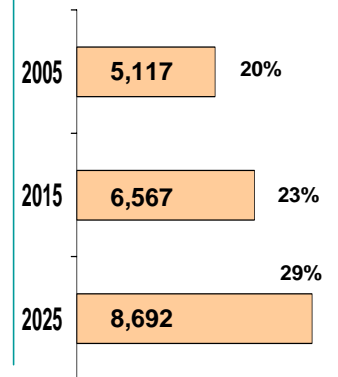
### Growth Rate of Oregon's Aging Population



### Growth Rate Of Tillamook County's Aging Population

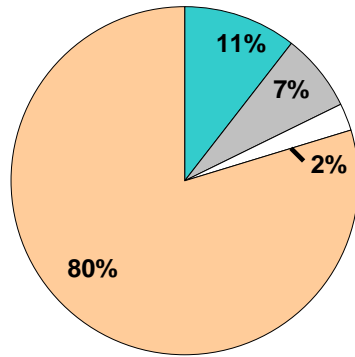


### Tillamook County Projected 65+ Population and % of general population

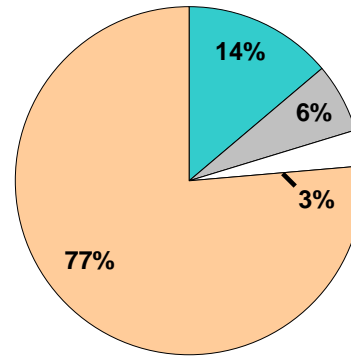


# Our population is aging in Tillamook County

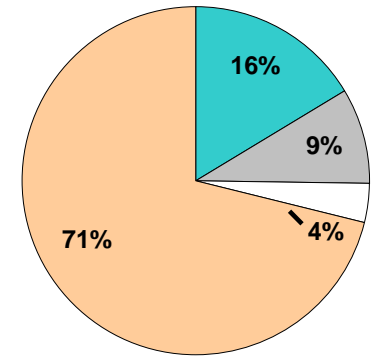
2005 Population



2015 Population



2025 Population



- Under 65
- 65 - 74
- 75 - 84
- 85 +

Age Group	2005	2015	2025
Under 65	20,284	21,331	21,402
65-74	2,702	3,870	4,948
75-84	1,788	1,809	2,680
85 +	627	888	1,064

## Will our facilities meet the needs of Tillamook County seniors?

Facility Type	Count	Available	Occupied
Physicians per 1000 (2004 Data)	1.12	--	--
Hospitals	1	--	--
Community Facilities	10	158	157
Nursing Homes	1	50	48



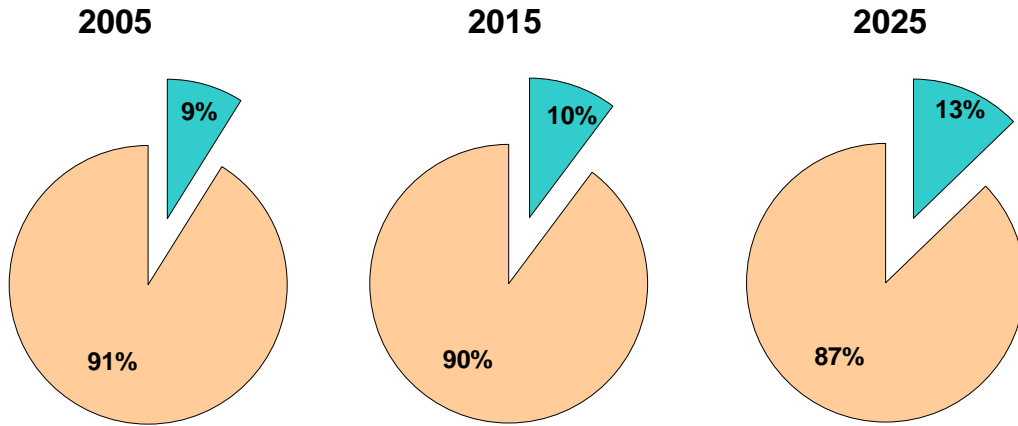
*Today: Employee of the Year*

*Tomorrow: Will he be able to find the help he needs in 2015?*

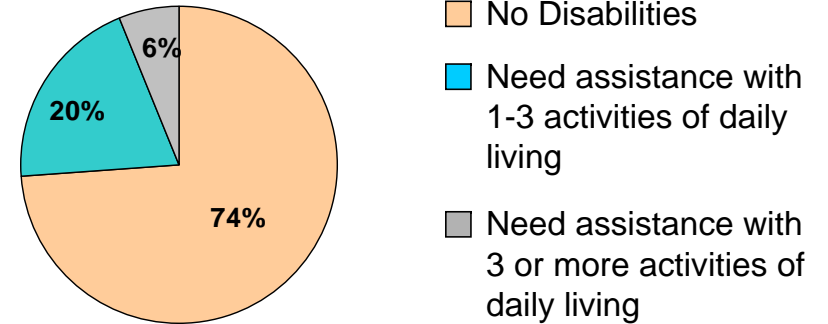
Tillamook County Projected Medicaid Needs	2005	2015	2025
Seniors receiving Medicaid-funded long-term care and other Medicaid assistance:	402	516	683

## Our Need for Long Term Care is Growing

### Tillamook County

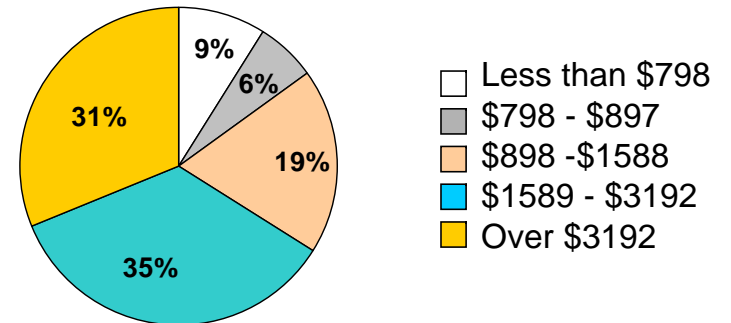


### National % of Seniors Needing Assistance Due to Disability



Source: Joshua M. Weiner, 2002 National Health and Retirement Study

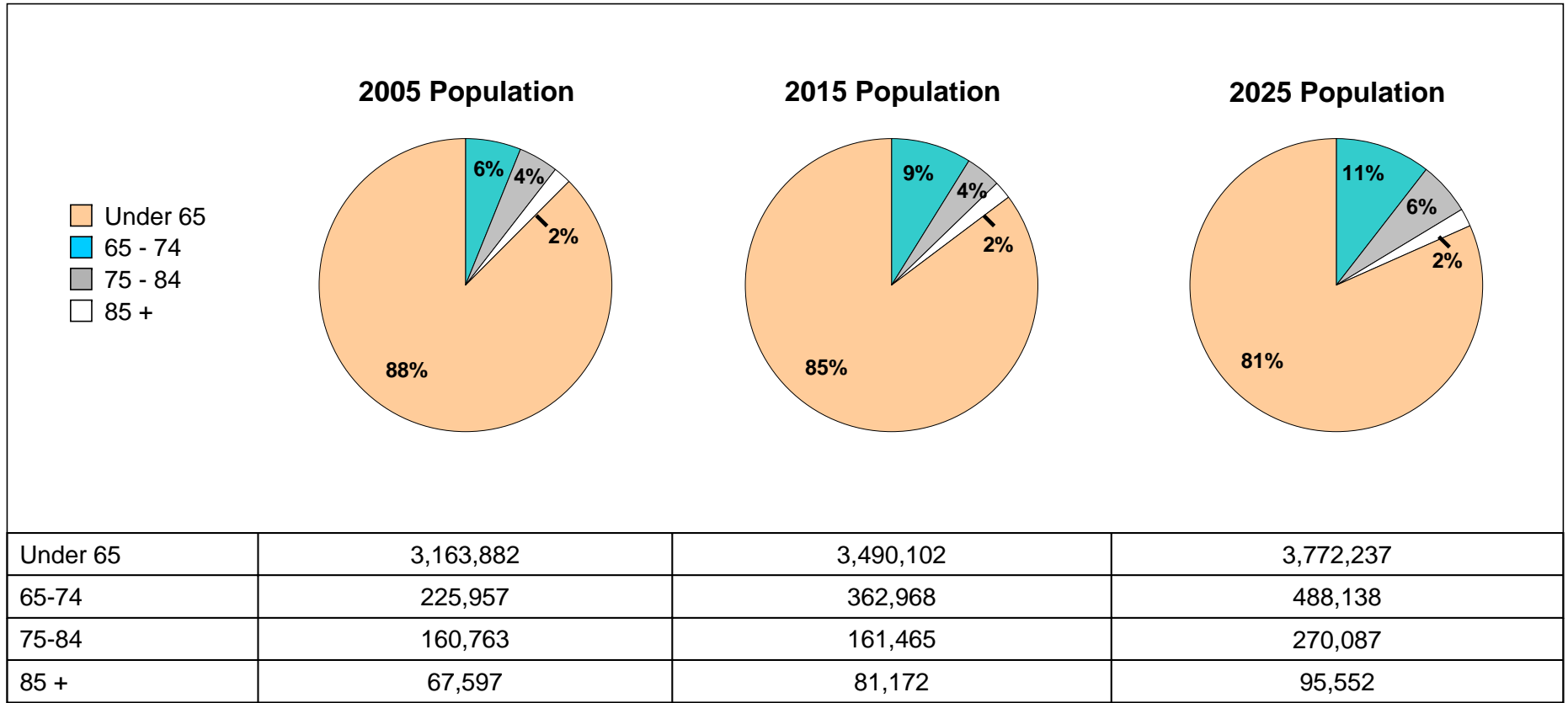
### National % of Seniors and Federal Poverty Level (Monthly Income)



Source: Joshua M. Weiner, 2002 National Health and Retirement Study

	2005	2015	2025
Need Long Term Care	2,244	2,880	3,812
Do not need Long Term Care	23,157	25,018	26,282

# Total Oregon Population Growth



Sources: Data Place of US Census Data (<http://www.dataplace.org>), Office of Economic Analysis ([http://www.oregon.gov/DAS/OEA/docs/demographic/pop\\_by\\_ageandsex.xls](http://www.oregon.gov/DAS/OEA/docs/demographic/pop_by_ageandsex.xls)), DHS Seniors/Physical Disabilities Data ([http://www.oregon.gov/DHS/spd/data/providers/capacity\\_0511.pdf](http://www.oregon.gov/DHS/spd/data/providers/capacity_0511.pdf)), Joshua M. Weiner, 2002 National Health and Retirement Study, OHSU Office of Rural Health Physician Data for Oregon (<http://www.ohsu.edu/oregonruralhealth/rhresourcepg.html>)